

CUSTOMER PLUS MOBILE APPLICATION



INBOX – VESSEL / CONTAINER

Table of Contents

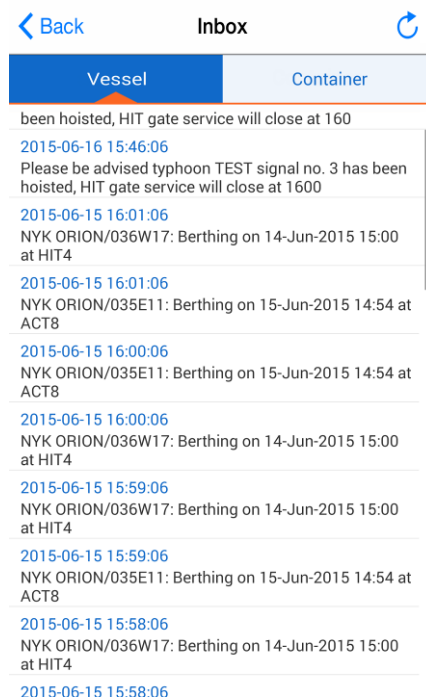
1. Inbox for Vessel/Container	3
-------------------------------------	---

1. Inbox for Vessel/Container

Vessels and Containers can be put into the "Monitor" List so that any update information regarding them will be pushed to the Users' device in the form of notifications once released. Such information will also be stored in an "Inbox" for later viewing. To view the "Inbox":

- 1) Tap the  Button at the top left of the Main Screen. This will bring up the Configuration Menu.
- 2) Select  **Inbox** to view. There are two tabs for Vessels and Containers respectively:

- Vessels



- Containers

