

CUSTOMER PLUS MOBILE APPLICATION


TERMINAL VIEW

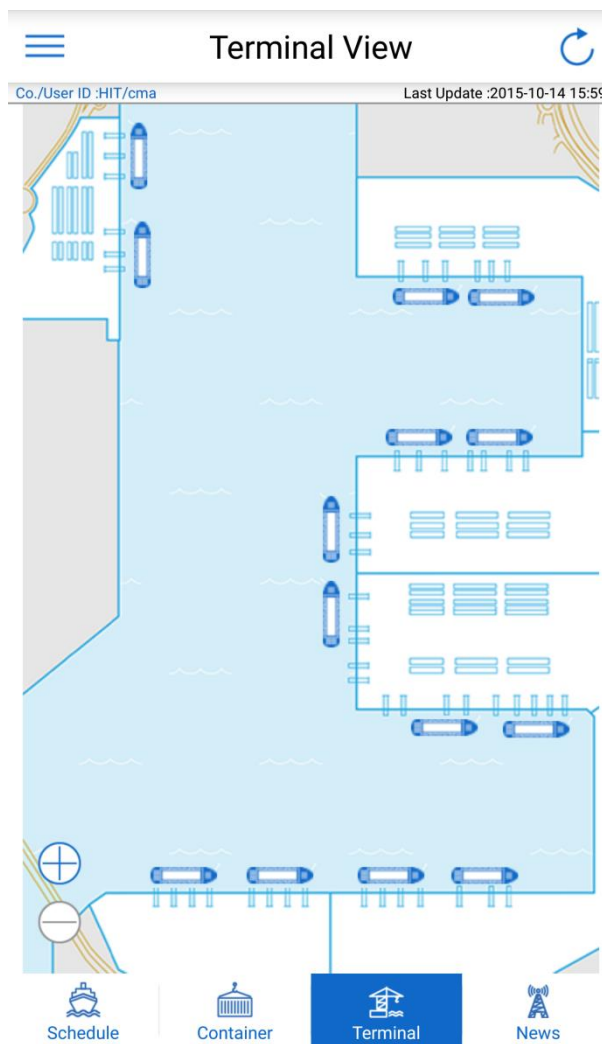
Table of Contents


1. Information Enquiry	3
1.1. Terminal View	3

1. Information Enquiry

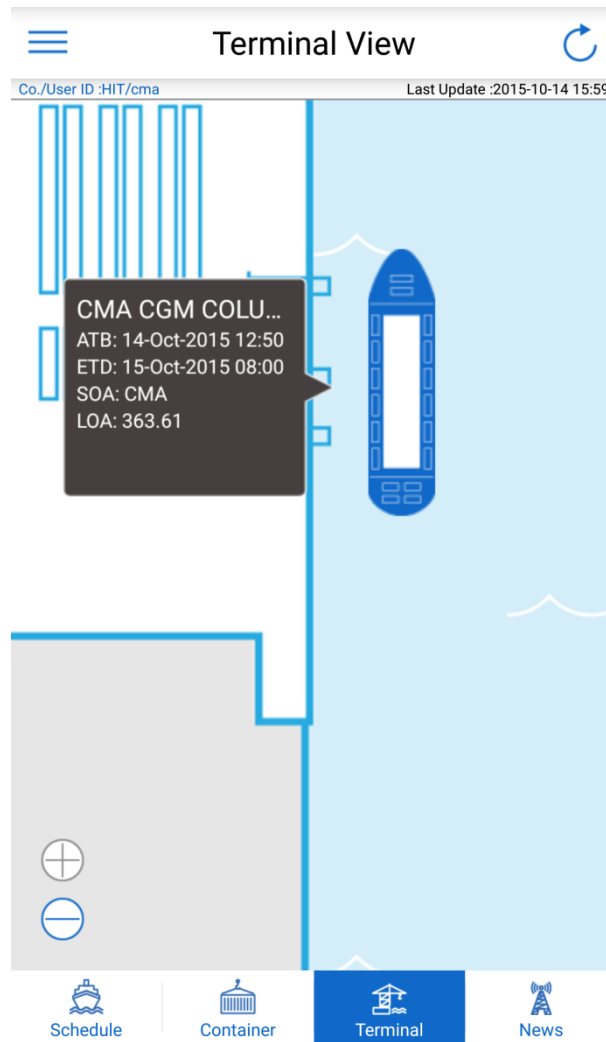
1.1. Terminal View


- 1) Press the  Button at the bottom menu of the Main Screen.
- 2) The Terminal View Screen will appear.



- Tap  to enlarge the View. Or
- Double tap on screen to enlarge the view
- Drag to move to the desired area. Information about the berths (ATB, ETD, SOA, LOA, Loading and Discharge percentages) in the magnified area will be displayed.

➤ Magnified Terminal View



➤ Tap  to return to the original display proportion.